

# BEGA AP & H SOCIETY

## 40<sup>th</sup> Annual BEGA SHOW Demolition Derby 2019

### RULES & CONDITIONS

#### GENERAL ENTRY REQUIREMENTS

- Drivers must hold a current drivers license.
- Drivers must be over 18 years of age.
- Drivers will be breath tested prior to the event. The accepted reading is Zero.
- Drivers deemed to be under the influence of drugs will not compete.
- Your vehicle MUST PASS Scrutineering.
- Call Brett Rogers on or 0428 922 197 OR MESSAGE FOR ENTRY.

#### CHOOSING YOUR VEHICLE

- Preferably a solidly constructed car
- **NO FULL CHASSIS ALLOWED** (ie; truck style construction)
- No traction aids:
  - **NO AWD'S**
  - **NO 4WD's**
  - **NO Tractor tyres , Snow chains, GROOVED OR RALLY TYRES**
- No **BUMPER BARS OR BUMPER SUPPORTS bull bars, nudge bars or similar**
- **LIMITED SLIP DIRTS ARE ALLOWED THIS YEAR**
- Any engine size or transmission style
- Too much rust can reduce your cars safety. Be Smart.

#### PREPARING YOUR VEHICLE

##### TO BE REMOVED

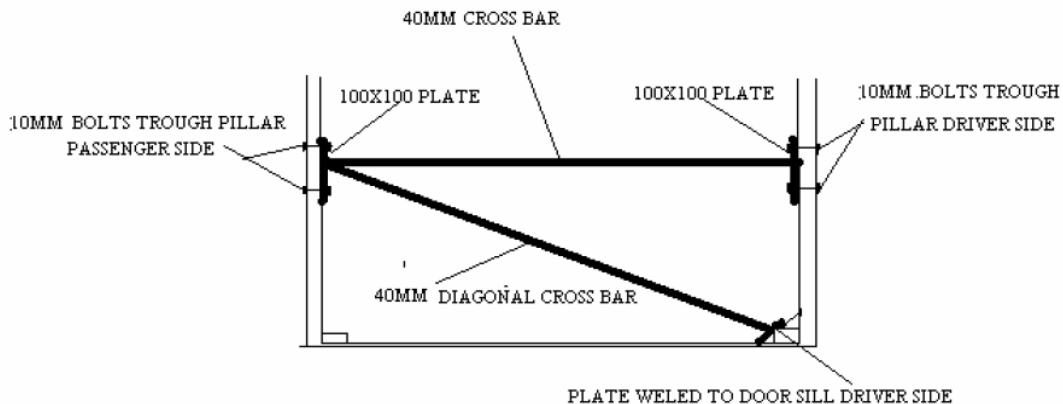
- All glass (not broken in)
- Headlights, blinkers etc
- Blinker surrounds, protector strips
- Plastic and STEEL grills
- **Tow Bar (tongue, bar and brackets)**
- **ANY BUMPER AND SUPPORT FRONT AND BACK**
- Any protruding objects and hubcaps
- Mirrors, aerials, bonnet emblems / badges
- Door handles (inner/outer), fuel filler and spare wheel doors
- **Cavity covers (inner panels of utes/vans/wagons)**
- Carpets, interior linings (hood linings, door linings)
- Seat belts and buckles (excluding drivers)
- All seats (excluding driver's seat)
- All loose objects and rubbish (including all glass)
- **THERE IS TO BE NO BUMPERS OR SUPPORTS AT ALL FRONT OR BACK**



#### WELDING AND STRUCTURAL WORK

- No extra reinforcing of vehicle structure in any way apart from those listed in the Rules.

- Mudguards or wheel arches are not to be cut away or bent.
- **Drivers AND PASSENGER door must have side intrusion bar or bars.**
  - Minimum diameter of pipe **50 mm**.
  - Must be welded and bolted between the A and B pillars
  - Must be between the inside door skin and the outside door skin.
  - Bars must extend 200 mm past the pillars.
  - Optional Extra:
    - A metal plate 6 mm may be slid down the window channel of the driver's door and it must not protrude past the door skin. The plate must be adequately supported.
- The driver's side front and rear doors must be stitch welded with 150 mm stitch welds.
  - Stitch welding means that you weld for a set length (150 mm) skip another set length (150 mm) then weld the set length again.
    - Suggestion: weld metal strips in or over the gap if needed.
  - The welding must be done between the outer door skins and the surrounding body
  - **THE PASSENGER DOORS MUST HAVE A CHAIN AROUND THE BOTTOM OF THE DOOR AND PILLAR AND CAN HAVE A 50MM X50MM STRIP WELDED ON THE OUTSIDE IF THE DOOR LOCK HAS BEEN REMOVED.**
- All doors must be secured by chains no lighter than 6 mm and existing door-locks.
- All boot lids and bonnets must be chained, tailgates may be chained or removed.
- Steel Cross Bars must be fitted.
  - To be welded to flange plates and bolted through door pillars.
  - If a pipe is used, it must be not less than **50 mm**.
  - Flange plates to be not less than **5 MM THICK & 100 mm** square.
  - Flange plates to be welded on each end of the cross bars.
  - Flange plates to be bolted to pillars by two bolts (on each side).
  - Bolts must not be less than **10 mm** thick and bolted from outside-inwards.
  - A diagonal cross bar must be installed from the plate on the passenger side door pillar down to a plate welded to the **DOOR SILL** on the driver's side.
  - Utes with solid tray floor may use single cross-brace minimum **50mm** diameter with **150mm x150mm** flange plates.



- Safety Mesh must be solidly attached to driver's side window and windscreen.
  - Preferred 50 mm weldmesh. Minimum 3 mm thickness.
  - Minimum half of driver's side of windscreen and all of side window.

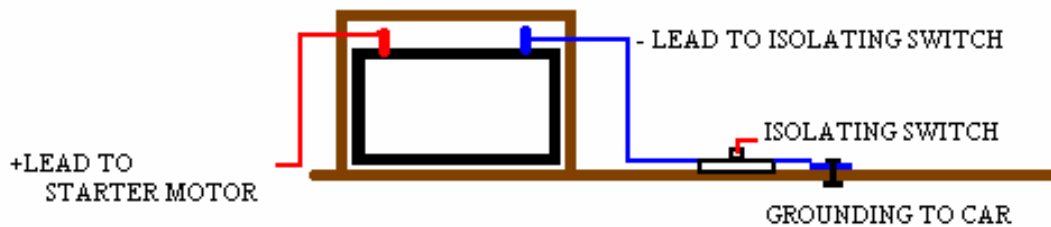
- Driver's Seat and Seat Belt
  - Driver's seat must be secured to the centre cross bar and floor.
  - Driver's seat must have whiplash protector (head rest)
  - Approved seat belt must be fitted (ie. lap sash ).
  - Belt must be in good condition and not frayed.

## FUEL TANK

- Fuel tank must be a professionally constructed steel, **STEEL** jerry can, **MARINE TYPE (PLASTIC OR STEEL)**
- **No plastic containers or 20 litre drums allowed.**
- Fuel tank must be secured to the middle of the rear fire wall in a safety cradle.
  - In case of utes, tank must be secured in the back attached to rear of cabin.
- No original tanks to be used in any position **NO TEC SCREWS OR POPRIVETS TO BE USED ANY WHERE**
- Original tank must have a large hole (12 mm minimum) punched in the lowest point and be completely drained **BEFORE COMING TO THE SHOW.**
- Fuel hoses must be protected from damage where threaded through floor.

## BATTERY

- Battery must be relocated to cabin area (front passenger floor) and covered with suitable matting to prevent spills or shorts and be securely fastened to the floor with metal strips
- Two batteries may be used **NO TEC SCREWS TO BE USED ANY WHERE**
- Battery isolating switch to be installed between earth terminal of battery and the earth to the car.
- Battery isolating switch **MUST** be within easy reach of driver whilst wearing seat belt.



## MECHANICALS

- If cutting a hole for a floor shift, it is not to be larger than 200 mm square.
- Exhaust systems to be secure and not cause a fire or gassing risk.
- Radiators must be of original type and in original position.
- Fan blades may be removed.
- No additional radiators or 'top-up' bottles.

## SAFETY FLAG

- A white flag, no smaller than 300 mm square, attached to a piece of 6 mm **wooden dowel**, must be fitted to the vehicle.
- The dowel must be attached to the right-hand pillar within easy reach of the driver when wearing their seatbelt.
- Bottom of the flag is to be no lower than 300 mm above the roof line of the vehicle.
- The driver is to break the flag off as soon as the vehicle is immobilised indicating the vehicle is no longer a target.
- The flag is to be kept inside the vehicle in case of emergency.
- **No vehicle with a broken flag CAN BE HIT OR continue to participate.**
- When your car becomes immobilised, you must stay in the car until the event is over.
- In case of injury or an emergency inside the car, the driver is to wave their flag and the derby will be halted until the driver is removed.

## PAINTING YOUR VEHICLE

- Driver's door must be painted white with a large red cross.
- Rear driver's side door and passenger door to have **300x300 white patches** for your competitor's number.
- All paintwork to be tasteful. Any offensive slogans may result in disqualification.
- Don't forget somebody will win the best presented award.

## ACCEPTED RACING APPAREL

- Approved crash helmet
- Overalls with long sleeves must be worn.
- Appropriate footwear.
- Fire resistant clothing and gloves (gloves advised but optional).
- Safety glasses or goggles (strongly advised).
- All clothing must be in good condition and free from oil, grease or petrol soaks.



**Decisions of event management are  
FINAL and no protests will be  
considered.**

## ARRIVAL OF YOUR VEHICLE

- All competitors must have their cars ready for SCRUTINEERING IN THE PARK ADJACENT TO the showgrounds between 2 pm and 4 pm on Sunday.
- All competitors & supporters must purchase & wear wristbands to enter the Showground.
- Cars will be allowed entry through the East Street PARK (adjacent to the lagoon).
- No cars are to be driven onto the showgrounds **BEFORE THE START**.
- Cars must be transported by trailer or truck to the scrutineering area.
- **No cars are to be started UNDER ANY CIRCUMSTANCES until the commencement of the event. YOU WE BE DISQUALIFIED**
- Drivers and teams **MUST** vacate the scrutineering area before inspections commence.
- **ALL CARS ARE TO BE ESCORTED ONTO THE TROTTING TRACK NO EXCEPTIONS**

## SCRUTINEERING

- Scrutineering will be completed within 2 hours of the vehicle being presented.
- Entrants must not approach the scrutineers during ANY inspection.
- The inspection will fail if a driver or team member interferes with the process.
- **ALL VEHICLES MUST PASS ALL POINTS OF THE SCRUTINEERS CHECKLIST.**
- Follow up inspections (if failed on first round) will join the end of the inspection queue.
- The scrutineer's checklist will be attached to your vehicle after inspection.
  - Checklist is available for your reference.
- The Bega AP&H Society's designated representatives have the ultimate authority as to whether you will be allowed to enter the event. The scrutineering process is a large part of the decision making process.

## ENTRY TO DERBY

- When your car has **PASSED** the scrutineers checklist drivers are permitted to apply for entry into the Bega Show Demolition Derby.
- Before the **COMPULSORY** drivers meeting (7 pm) entrants are required to supply:
  - Passed scrutineers checklist
  - Proof of their current drivers license
  - Completed entry form
  - Entry fee of \$25 and Bond of \$50 cash.
- Receipts will be issued and bond available for collection after event unless disqualified.

## ON FIELD COMPETITION RULES

- Event will start when all cars are on the ground, and the flag is dropped. **AND LIGHTS OFF**
- Event will stop when the emergency lights and sirens are **ON**.
- **Drivers MUST stop for safety reasons, or be disqualified.**
- **Cars are to remain stopped until ALL emergency vehicles exit the field with lights OFF.**
- All drivers are to remain in their car, with seat belts/helmets on until the end of the event.
- Cars must not cross into restricted areas (see map).
- Drivers Must **NOT** deliberately hit another driver's door.
- Drivers Must **NOT** hit any car that has its flag broken or removed.
- **DRIVERS MUST USE 1<sup>ST</sup> AND REVERSE ONLY.** Speed should be below **40 kmh.**
- **CARS MUST PARTAKE IN THE SPORT OF DEMOLITION.**

- Any breach of rules will result in disqualification and in forfeiting of bond money.
- **AND NOW THE FUN BEGINS**
- Your vehicle has passed scrutineering.
- You have paid your entry fee
- You have attended the COMPULSORY drivers briefing at 7 pm.
  - **No attendance = No participation.**
- It's 9 pm
- You're ready
- You have your accepted safety apparel on you
- You have passed the breath test - the acceptable reading is zero.
- Get in your car, buckle up and start your engines
- Enjoy and Good Luck

### **AFTER THE EVENT**

- The Bega Showground returns to jurisdiction of the NSW police at the end of the derby.
- No cars shall be started or driven after the conclusion of the Demolition Derby.
- Failure to comply will forfeit \$50 bond.
- Drivers Debrief Meeting – 15-30 minutes after the conclusion of the event all drivers are to gather with Brett Rogers for a short 'round up' of the derby.  
Winners will be awarded and bonds returned. A celebratory drink will be provided.
- All vehicles must be removed by the Tuesday following the event.

### **DISQUALIFICATION RULE**

- Each year it is becoming more difficult for the show society to hold a demolition derby as part of the entertainment program.
- For us to keep the derby going, we must make every effort to ensure the safety of all drivers, spectators and volunteers involved.
- Due to the non compliance of some drivers with the rules and conditions, it has been necessary to implement a disqualification rule.
- If a driver does not comply with the rules and conditions they will be disqualified from the derby and bond forfeited.
- If a disqualified competitor wishes to enter the derby next year, they will be required to pay a Bond of \$200.
- If the same competitor is disqualified again, then they will not be eligible to enter again.
- In the event that you are disqualified, the derby will be stopped & you will be asked to leave your vehicle.

The Demolition Derby involves derby officials, show committee members, the fire brigade with two brigade vehicles and adequate personnel; volunteer rescue squad with a vehicle and personnel for the removal of any competitor trapped in a vehicle and BEGA VRA

If you have any further queries regarding the Bega Show Demolition Derby,

**Contact Brett Rogers on 0428922197**

Email: [bnnenj@bigpond.com](mailto:bnnenj@bigpond.com) OR FACEBOOK

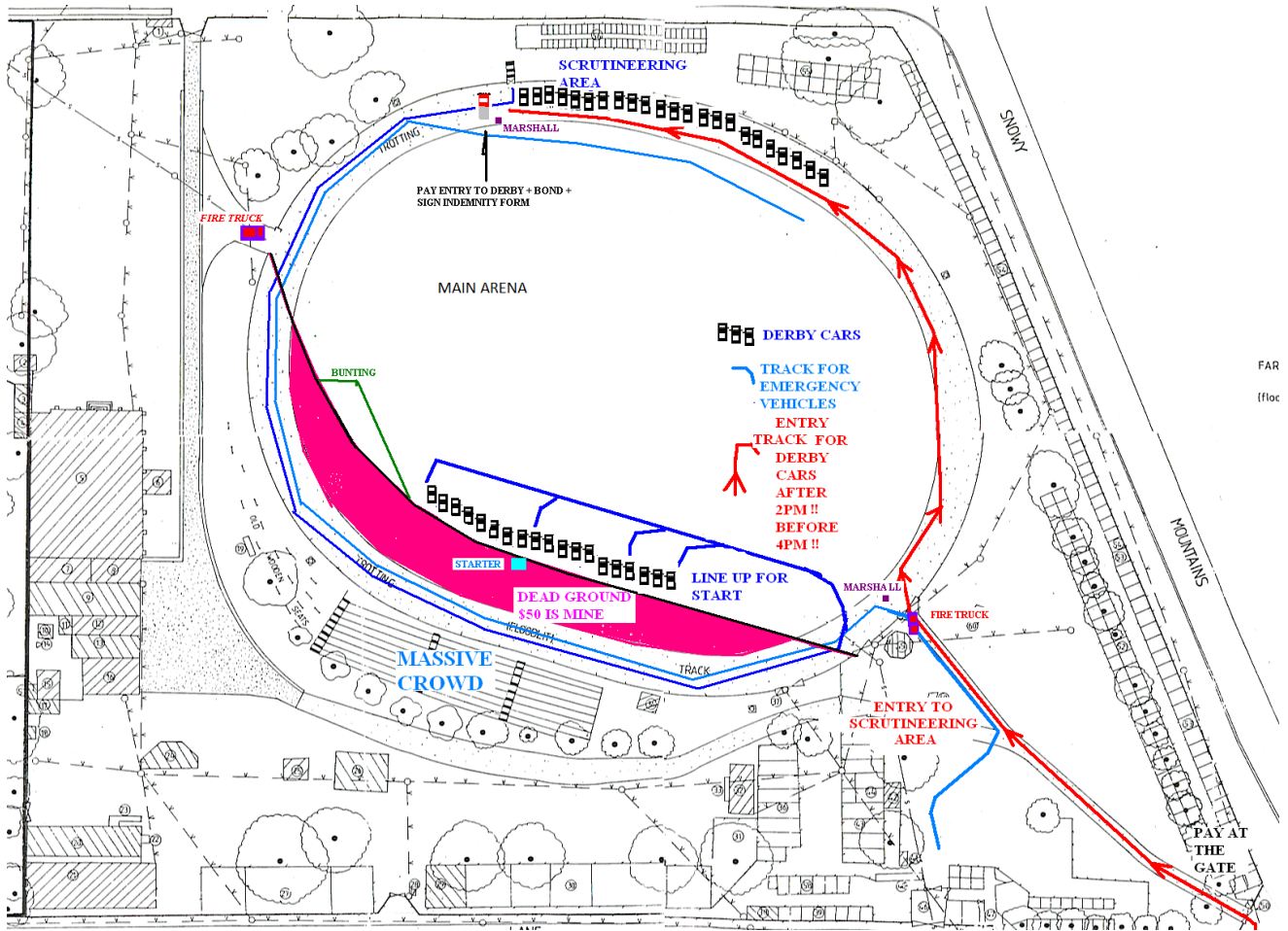


ILLUSTRATION SHOWS DERBY CAR ENTRY AT START OF EVENT

SCRUTENEERING WILL NOW TAKE PLACE IN THE PARK  
 ADJACENT TO SHOWGROUND BETWEEN 2PM AND 4PM NEAR  
 THE BATS



# **BEGA AP & H SOCIETY INC**

## **PARTICIPANTS INDEMNITY AND WAIVER**

### **RISK WARNING**

The Bega AP&H Society Inc and/or Trustees Bega Showground advise that the participation, including passive participation, in events or activities conducted in/on Bega Showground contains elements of risk, both obvious and inherent. The risks involved may result in property damage and/or personal injury including death.

1. I, the signatory acknowledge, agree and understand that participation, including passive participation, in events and activities at this, or at any function contains an element of risk of injury and I agree that I undertake any such risk voluntarily of my own free will and at my own risk.
2. I, the signatory acknowledge, agree and understand that the risk warning at the top of this form constitutes a 'risk warning' for the purposes of Division 5 of Civil Liability Act 2002 (NSW).
3. I, the signatory acknowledge the risk referred to above and agree to waive and all rights that I, or any other person claiming through me, may have against the Bega AP& H Society Inc and /or the Trustee Bega Showground in relation to any loss or injury (including death) that is suffered by me as a result to the undersigned's participation in any event held by the show.
4. The signatory must continually indemnify the Bega AP&H Society Inc and/or the Trustees Bega Showground on a full indemnity basis against any claim or proceeding that is made, threatened or commenced and any liability, loss,(including consequential loss and loss of profits), damages or expense(including legal costs on a full indemnity basis) that the Bega AP&H Society Inc and/or Trustees Bega Showground incurs or suffers, as a direct or indirect result of the participants participation in any event held by the Bega AP&H Society and/or Trustees Bega Showground.

I have read this Indemnity and Waiver Form and acknowledge and agree with its contents. I have made any further enquires that I feel are necessary or desirable and fully understand the risks involved in this activity.

My signature will appear on the entry form in acknowledgement of my acceptance of this Indemnity and Waiver Form.



# SCRUTINEERING CHECKLIST

(Just because it passed last year doesn't mean it will now)!!!!!!!!!!!!

## CAR No.....

- No traction aids. (4wd, tractor tyres, snow chains, GROOVED OR RALLY TYRES etc).
- Fuel tank holed at lowest point, sounds hollow and fuel cap is removed.
- No extra reinforcing of vehicle structure in any way apart from those listed in the Rules.
- Bumpers REMOVED . Tow bars removed.
- No obvious loose objects protruding from any part of the vehicle.
- Boot lid, tailgate or spare wheel hatch chained or removed.
- Badges, protector strips, lights, mirrors, door handles and fuel filler doors removed.
- "B" and "C" (and "D" if applicable) pillars securely chained. 6mm minimum.
- Safety fuel tank solidly secured to rear floor. No fuel leaks and fuel lines safe.
- Safety cross brace between "B" pillars with diagonal to driver's sill/floor - solidly welded to anchor plates. Minimum 4 (10mm) bolts securing anchor plates to "B" pillars. Nuts attached to inside of vehicle.
- Driver's seat belt/s are free from any damage or blemish. Driver's seat is firmly attached to the floor and cross brace.
- Battery solidly mounted to passenger front floor with anti-splash matting secured.
- Battery isolating switch mounted within easy reach of Driver (with seat belts on).
- No loose objects or rubbish in door cavities, floors etc. Interior trims and door handles removed.
- Bonnet chained, radiator in normal position, grilles removed. Mudguards in original condition.
- Mesh solidly secured to windscreen (minimum drivers half) and driver's side windows.
- Driver's AND PASSENGER side anti-intrusion bar/s overlap "A" and "B" pillars by minimum 200mm.
- Driver's side anti-intrusion plate/s (if fitted) secured to anti-intrusion bar/s.
- Driver's AND PASSENGER side doors stitch welded. Driver's floor is solid.
- Large red "X" painted on driver's door. Flag easily removable from driver's seat.
- Accepted racing apparel (helmet, overalls) in good condition.
- General condition and/or comments?.....  
.....  
.....  
.....

**PASS.....**

**FAIL.....**

**Bega A P & H Society Inc**  
**BEGA VALLEY MOTORS BEGA**  
**39th DEMOLITION DERBY 2018**

**ENTRY FORM**

**Exhibitor Details**

<b>Name</b>		
<b>Drivers Licence No</b>		
<b>Postal Address</b>		
<b>Phone Number</b>	<b>Home</b>	<b>Mobile</b>

**Vehicle Details**

<b>Make &amp; Model</b>	
<b>Number</b>	
<b>Colour</b>	
<b>Sponsor</b>	

**Any previous Demolition Derby events & results** (to assist the commentator)


**Items of interest about the vehicle** (to assist the commentator)


## Payment Details

Entry Fee and Bond to be paid to the designated person with the **completed scrutineer's check list** before the compulsory 7pm driver briefing.

Entry Fee                    \$25    Cash

Bond                            \$50    Cash

*(Any breach of rules (ie.disqualification) will result in forfeiting of bond money.)*

Bega Show Entry Fee to be paid at the gate upon arrival

## GST / Prize Money Declaration

All prize money quoted in the schedule is inclusive of GST

1. My involvement is based on a hobby
  - Yes. Please sign here.....
  - No. Go to 2
2. My organisations Name and ABN is.....
3. Where prize money is in excess of \$55 the Society will generate a recipient based invoice
4. When you claim the competing is based on a business and no ABN is provided then the Society must retain 48.5% of the prize money to be forwarded to the Australian Taxation Office.

## Participants Agreement    Please read and check off the following statements.

I have read the Bega AP&H Society Demolition Derby Rules and Regulations.   
*Rules can be found at [www.begashow.org.au](http://www.begashow.org.au) and follow the links*

I agree to comply with the Rules & Regulations of the Bega A P & H Society Inc.

I agree that my vehicle must pass the scrutineering checklist.

I have read the indemnity and waiver form and acknowledge and agree with its contents.

I understand that I enter in the Bega AP&H Society Demolition Derby at my own risk.

Signed.....Date.....